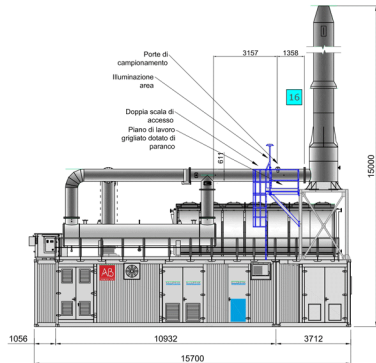
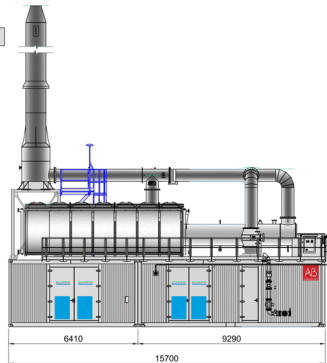


LAYOUT MODULO CHP ECOMAX 33

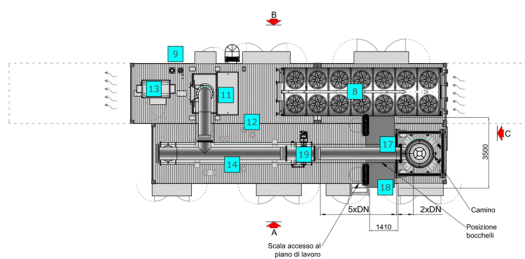
VISTA DA "A"




VISTA DA "B"



VISTA IN PIANTA

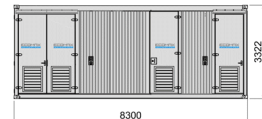


VISTA DA "C"



LAYOUT CONTAINER TRAFIO E QUADRI MT-BT

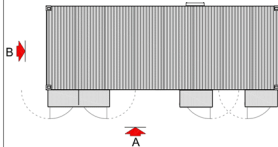
VISTA DA "A"



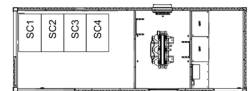
VISTA DA "B"



VISTA IN PIANTA



VISTA INTERNA



LEGENDA



- 1 - Motore
- 2 - Rampa gas
- 3 - Sistema olio interno
- 4 - Sistema di aspirazione aria
- 5 - Sistema di espulsione aria
- 6 - Quadro di comando gruppo
- 7 - Sistema di supervisione e controllo
- 8 - Dissipatore di emergenza
- 9 - Connessione gas
- 10 - Area libera per estrazione motore
- 11 - Catalizzatore
- 12 - Connessioni acqua calda
- 13 - Compressore gas metano
- 14 - Caldaia acqua calda
- 15 - Area libera per estrazione generatore
- 16 - Silenziatore - camino
- 17 - Campionamento fumi
- 18 - Ballatoio per campionamento
- 19 - Diametro tubazione fumi DN600

Site/Sito Covazzo (UD)

Project/Progetto  
**HIGH EFFICIENCY COGENERATION  
 COGENERAZIONE AD ALTO  
 RENDIMENTO**

Customer/Committente  
 SIOT - TAL SpA



Contractor/Appaltatore  
 ENERPROJECT Srl



Partners  
 AB S.p.A., SEINGIM Srl, STICUBE Srl

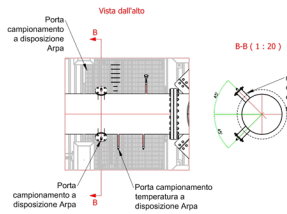


Rev.	Date	Emissione	Description	Drawn	Drawn	Approved
00	10/09/2021			F. QUARAD	A. DAVI	

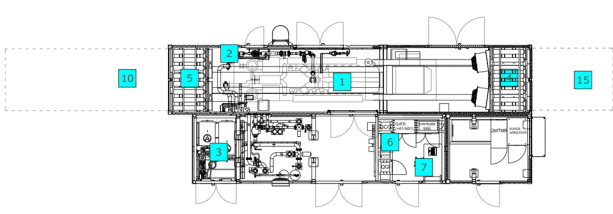
Drawing title/Documento disegno  
**COGENERATORE  
 Layout Modulo CHP**

Drawing n°/Tavolo n°  
**CHP 02B  
 Rev. 00**

DETTAGLIO BOCHELLI



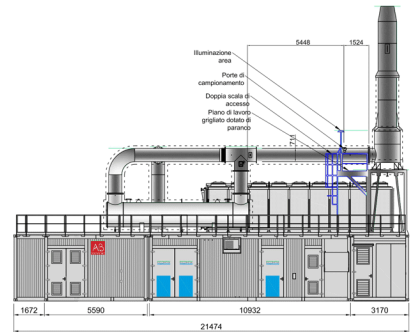
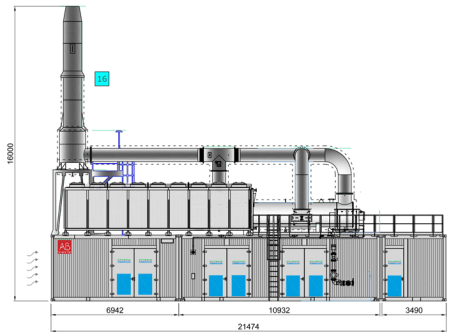
VISTA INTERNA



Copyright © 2021 by AB S.p.A. - Via Lancia, 4/1 - 33022 Sarnano (TR) - Tel. +39 0472 702100 - Fax +39 0472 702117 - Web +39 0472 247462 - email: info@ab-spa.com - www.ab-spa.com


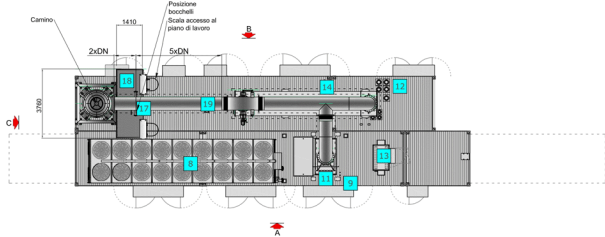
VISTA DA "A"

VISTA DA "B"



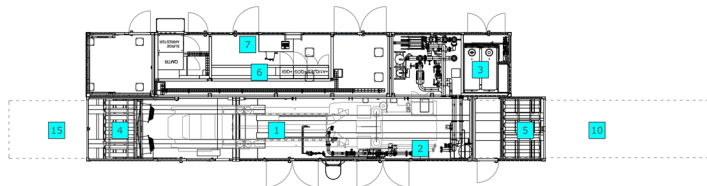
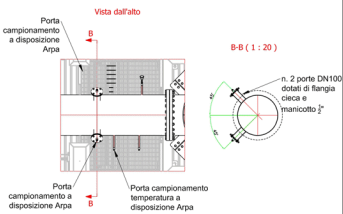
VISTA IN PIANTA

VISTA DA "C"



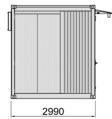
DETTAGLIO BOCHELLI

VISTA INTERNA



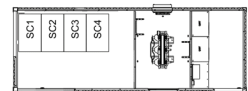
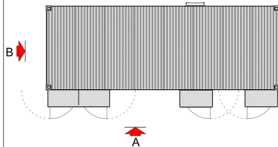
VISTA DA "A"

VISTA DA "B"



VISTA IN PIANTA

VISTA INTERNA



LEGENDA



- 1 - Motore
- 2 - Rampa gas
- 3 - Sistema olio interno
- 4 - Sistema di aspirazione aria
- 5 - Sistema di espulsione aria
- 6 - Quadro di comando gruppo
- 7 - Sistema di supervisione e controllo
- 8 - Dissipatore di emergenza
- 9 - Connessione gas
- 10 - Area libera per estrazione motore
- 11 - Catalizzatore
- 12 - Connessioni acqua calda
- 13 - Compressore gas metano
- 14 - Caldaia acqua calda
- 15 - Area libera per estrazione generatore
- 16 - Silenziatore - cammino
- 17 - Campionamento fumi
- 18 - Ballatoio per campionamento
- 19 - Diametro tubazione fumi DN700

Site/Sito Covozzo (UD)

Project/Progetto  
**HIGH EFFICIENCY COGENERATION**  
**COGENERAZIONE AD ALTO**  
**RENDIMENTO**

Customer/Committente  
 SIOT - TAL SpA



Contractor/Appaltatore  
 ENERPROJECT Srl



Partners  
 AB S.p.A., SEINGIM Srl, STICUBE Srl



Rev.	Date	Emissione	Description	Drawn: disam	Approved: A. DAY
00	10/09/2021	Emissione		F. QUARADON	A. DAY

Drawing title/Documento disegno  
**COGENERATORE**  
**Layout Modulo CHP**

Drawing n°/Tavolo n°  
**CHP 02A**  
**Rev. 00**

Copyright © 2021 by TAL Energia S.p.A. - 00122 Roma (RM) - P.le dell'Industria 1 - Tel. +39 060 7621571 - Fax +39 060 347862 - email: info@enerproject.it - www.enerproject.it  
 All rights reserved. No part of this publication may be reproduced in any form or by any means without the prior written permission of Enerproject Srl. No warranty is given for the accuracy of the information contained herein.